

McGUIRE

GOOD
PRODUCT LINE



BETTER
PRODUCT LINE



BEST
PRODUCT LINE



Good Products



Better Products



Best Products

January 1, 2025

List Price Catalog

mcguiremfg.com

- This edition replaces all previously published list prices from 2022
- For the most current terms and conditions, please visit mcguiremfg.com

McGuire Manufacturing Co., Inc.

60 Grandview Court
Cheshire, Connecticut 06410
203-699-1801 • Fax: 203-699-1813
mcguiremfg.com



P-TRAPS

Classic McGuire

PROFESSIONAL LINE - heavy brass slip nuts, 1½ P-Trap and 1¼ P-Trap length (full 11-1/2" C-E), 17GA wall bend. 8903C and 8904C (full 13-3/4" C-E).

STOCK LINE PLUS - heavy brass slip nuts, P-Trap length 10½" C-E, 17GA wall bend.

STOCK LINE - die cast slip nuts, P-Trap length 10½" C-E, 17GA wall bend.

ECO-LINE - includes cast brass J-Bend, 17GA seamless brass wall bend and your choice of zinc or brass nuts and steel shallow or box flange.

17GA MCT "Lite Commercial" P-Traps - Includes 17GA seamless brass J-Bends and wall bends with your choice of zinc or brass nuts and steel shallow or box flange. Page 2.

CAST BODY ADJUSTABLE P-TRAPS

WITH TUBULAR WALL BEND (Fed. Spec. WWP-541)



with cleanout



without cleanout

Description	POLISHED CHROME	
	PART #	PRICE
PROFESSIONAL LINE		
1¼ x 1¼ 17GA	8872C	83.77
1¼ x 1½ 17GA	8902C	93.09
1¼ x 1½ 17GA - without cleanout	8902CNC	93.09
1½ x 1½ 17GA	8912C	93.09
1½ x 1½ 17GA - without cleanout	8912CNC	93.09
1½ x 2 17GA	8903C	300.82
2 x 2 17GA	8904C	300.82
STOCK LINE PLUS		
1¼ x 1¼ 17GA	B8872C	77.26
1¼ x 1½ 17GA	B8902C	85.91
1¼ x 1½ 17GA - without cleanout	B8902CNC	85.91
1½ x 1½ 17GA	B8912C	85.91
1½ x 1½ 17GA - without cleanout	B8912CNC	85.91
STOCK LINE		
1¼ x 1¼ 17GA	C8872C	73.08
1¼ x 1½ 17GA	C8902C	79.85
1½ x 1½ 17GA	C8912C	79.85

Use suffix GJ for 1-1/2" ground joint wall bend on Professional Line P-Traps.

CAST BRASS N.Y. UTILITY P-TRAP



Solid, heavy cast brass utility p-trap with 17GA 10" utility arm and box flange.

Description	PART #	FINISH	PRICE
1¼ x 1½, 1½	8090M	chrome	131.95

VANDAL P-TRAP®



Adjustable Style

Vandal resistant cast body p-trap with or without cleanout. Furnished with brass friction inlet, cast brass slip nuts, 17GA seamless tubular wall bend and box flange.



Ground Joint Swivel Style

Vandal resistant cast brass p-trap with or without cleanout. Furnished with brass friction inlet, cast brass slip nuts, and cast brass ground joint elbow.

Description	POLISHED CHROME	
	PART #	PRICE
1¼ x 1½ OUTLET	V8902CNC	129.01
1¼ x 1½ OUTLET	V8912CNC	129.01
1¼ x 1½ IPS	V8090CNC	134.01
1½ x 1½ IPS	V8089CNC	134.01
1¼ x 1½ OUTLET w/cleanout	V8902C	129.01
1¼ x 1½ OUTLET w/cleanout	V8912C	129.01
1¼ x 1½ IPS w/cleanout	V8090C	134.01
1½ x 1½ IPS w/cleanout	V8089C	134.01

CAST BRASS GROUND JOINT SWIVEL P-TRAPS

(L.A. Style) (Fed. Spec. WWP-541)



Heavy cast brass adjustable p-trap with cleanout plug. Furnished with cast brass ground joint elbow, and cast brass slip nuts.

DESCRIPTION	CHROME		SATIN		ROUGH BR	
	PART #	PRICE	PART #	PRICE	PART #	PRICE
1¼ x 1¼ IPS	8088C	91.99	8088S	78.01	8088R	75.32
1¼ x 1½ IPS	8090C	98.89	8090S	84.01	8090R	78.81
1½ x 1½ IPS	8089C	98.89	8089S	84.01	8089R	78.81
1½ x 2 IPS	1207C	272.54	1207S	249.54	1207R	239.55
2 x 2 IPS	1208C	272.54	1208S	231.06	1208R	239.55

CAST BRASS GROUND JOINT SWIVEL P-TRAPS WITHOUT CLEANOUT PLUG (Los Angeles Approved)(Fed. Spec. WWP-541)

Heavy cast brass adjustable p-trap without cleanout plug. Furnished with cast brass ground joint elbow, and cast brass slip nuts.

DESCRIPTION	CHROME	
	PART #	PRICE
1¼ x 1½ IPS	8090CNC	98.89
1½ x 1½ IPS	8089CNC	98.89

CAST BRASS N.Y. REGULATION P-TRAPS



Solid, heavy cast brass p-trap with cleanout plug. Furnished with cast brass slip nut. (Fed. Spec. WWP-541)

DESCRIPTION	PART #	FINISH	PRICE
1¼ x 1½ IPS	201C	chrome	73.13
1½ x 1½ IPS	202C	chrome	73.13
1½ x 2 IPS	204C	chrome	226.73
2 x 2 IPS	205C	chrome	226.73

BOSTON P-TRAPS - CAST BRASS 8000 SERIES



Massachusetts Plumbing Code Approved

Heavy cast brass adjustable p-trap with cleanout plug. Furnished with cast brass slip nuts, heavy 17GA brass tubular sweat extension, and chrome plated steel bell flange.

DESCRIPTION	PART #	FINISH	PRICE
1¼ x 1½ 6" SWT EXT	8090CBOS6	chrome	96.22
1¼ x 1½ 12" SWT EXT	8090CBOS12	chrome	149.39
1½ x 1½ 6" SWT EXT	8089CBOS6	chrome	96.22
1½ x 1½ 12" SWT EXT	8089CBOS12	chrome	149.39

P-TRAP OPTIONS

DESCRIPTION	SUFFIX	ADDITIONAL	PRICE
Heavy Brass, Set Screw, Chrome Plated Flange	F	1¼" or 1½"	18.66
Deep Flange (Bell Type), Chrome Plated Brass	DF	2"	16.69
Deep Flange (Bell Type), Chrome Plated Steel	SDF	1¼" or 1½"	2.59
Box Flange, Chrome Plated Wrought Steel	B	1¼" or 1½"	7.83
Brass Box Flange	BF	1¼" or 1½"	32.76
Wall Bend 12" (overall trap length) 15" Center-End	15	1¼"	15.25*
Wall Bend 15" (overall trap length) 18" Center-End	18	1½"	21.56*
		1¼"	24.67*
		1½"	29.94*

*Option available for Professional Line P-Traps only.

See page 18 for special pricing on extra long 1½" 17GA wall bends.

CAST BRASS NIPPLES WITH HEAVY BRASS SET SCREW FLANGE
For use with ground joint and N.Y. regulation p-traps.



DESCRIPTION	PART #	PRICE
1¼ x 6	1127C	81.35
1½ x 6	2127C	90.28
2 x 6	3127C	241.65

CASE QTY. ECO-LINE P-TRAPS

(25 PER CARTON)

Offshore packaged P-Traps. Made to the same standards as Classic McGuire. Must be purchased in case quantity, except for 8912C18BECO and 8904CBECO. Options not available.



DESCRIPTION	PART #	CARTON QUANTITY	PRICE
1¼ x 1¼ 17GA Die Cast Nuts	C8872CECO	25	55.60
1¼ x 1¼ 17GA Brass Nuts, Box Flange	8872CBECO	25	57.65
1¼ x 1¼, 1½ 17GA Die Cast Nuts	C8912CECO	25	59.06
1¼ x 1½, 1½ 17GA Brass Nuts, Box Flange	8912CBECO	25	61.17
Same as 8912CBECO, Less Cleanout	8912CNCBECO	25	61.17
1¼ x 1½, 1½ 17GA Box Flange 18" C-E*	8912C18BECO	1	84.46
1½/2 x 2, 2 17 GA Box Flange, Brass Nuts	8904CBECO	1	191.37

Note: 1½" Eco P-Traps are provided with 1¼ x 1½ reducing washer.

17GA TUBULAR MCT LINE P-TRAPS

AVAILABLE FOR SINGLE QUANTITY PURCHASE



Suffix Designations:

B = Box Flange

NC = No Cleanout

ZN = Zinc nuts

GJ = Ground Joint Wall Bend

DESCRIPTION	POLISHED CHROME	
	PART #	PRICE
1¼ x 1¼ 17GA, Brass nuts	MCT125085	33.85
1¼ x 1¼ 17GA, Brass nuts	MCT125085B	34.00
1¼ x 1¼ 17GA, Brass nuts	MCT125085NC	29.35
1¼ x 1¼ 17GA, Brass nuts	MCT125085NCB	30.11
1¼ x 1¼ 17GA	MCT125075ZN	29.62
1¼ x 1¼ 17GA	MCT125075NCZN	26.76
1½, 1¼ x 1¼ 17GA, Brass nuts	MCT150090B	37.51
1½, 1¼ x 1¼ 17GA	MCT150075ZN	33.41
1½, 1¼ x 1¼ 17GA	MCT150075NCZN	30.22
1½, 1¼ x 1¼ 17GA, Brass nuts	MCT150090NCB	34.00
1½, 1¼ x 1¼ 17GA, Brass nuts	MCT150090NCGJB	34.03
1½, 1¼ x 1¼ 17GA, Brass nuts	MCT150090NCGJ	33.97
1¼, 1¼ x 1¼ 17GA, Brass nuts	MCT150150B	57.03

17GA SEAMLESS TUBULAR N.Y. UTILITY P-TRAPS AVAILABLE FOR SINGLE QUANTITY PURCHASE



Solid, heavy 17GA seamless tubular brass with 10" utility arm and box flange.

DESCRIPTION	PART #	FINISH	PRICE
1¼ x 1½, 1½	MCT150UTL17B	chrome	54.89

PROWRAP™ INSULATORS PATENTED

PREWRAPPED CAST BODY P-TRAP WITH TUBULAR WALL BEND

Available less cleanout



DESCRIPTION	PART #	PRICE
1¼ x 1¼ P-Trap Assembly	PW2125	213.93
1¼ x 1½, 1½ x 1½ P-Trap Assembly	PW2150	221.23
1¼ x 1½, 1½ x 1½ Assembly less cleanout	PW2150NCO	221.23
Same as PW2150NCO with ground joint wall bend	PW2150GJ	221.23
1¼ x 1¼ Vandal Trap®	PWV8902	253.75
1¼ x 1¼ Vandal Trap® less cleanout	PWV8902NCO	253.75
1½ x 1½ Vandal Trap®	PWV8912	253.67
1½ x 1½ Vandal Trap® less cleanout	PWV8912NCO	253.67

PREWRAPPED CAST BRASS GROUND JOINT SWIVEL P-TRAP (LA STYLE)

Available less cleanout



DESCRIPTION	PART #	PRICE
1¼ x 1½, 1½ x 1½ IPS Outlet	PW8090	229.45
1¼ x 1½, 1½ x 1½ IPS Outlet less cleanout	PW8090NCO	229.45
1¼ x 1½ Vandal Trap®	PWV8090	255.28
1¼ x 1½ Vandal Trap® less cleanout	PWV8090NCO	255.28
1½ x 1½ Vandal Trap®	PWV8089	255.28
1½ x 1½ Vandal Trap® less cleanout	PWV8089NCO	255.28

PREWRAPPED CAST BODY P-TRAP WITH LAVATORY OFFSET ASSEMBLY

Available with McGuire's Heavy Duty Durable Chrome Finish Grid Strainers



DESCRIPTION	PART #	PRICE
1¼ x 1¼ Trap w/ Lavatory Offset Assembly	PW2125WC	317.45
1¼ x 1½ Trap w/ Lavatory Offset Assembly	PW2150WC	324.66
same as PW2150WC except w/ground joint wall bend	PW2150GJWC	324.66
1¼ x 1¼ Trap w/ PRODRAIN™ Offset Assembly	PW2125WCPRO	320.29
1¼ x 1½ Trap w/ PRODRAIN™ Offset Assembly	PW2150WCPRO	327.62
same as PW2125WC except with PW155HDWC	PW2125HDWC	330.28
same as PW2150WC except with PW155HDWC	PW2150HDWC	337.45

RETROFIT INSULATION

DESCRIPTION	PART #	PRICE
For 1¼ and 1½ Traps	PW2000	149.52
For 1¼ and 1½ Traps w/ Offset Drain Cover	PW2000WC	179.50
Lavatory Offset Drain Cover	PWWC	31.51

PREWRAPPED OFFSET LAVATORY AND SINK STRAINER ASSEMBLY

Available with McGuire's Heavy Duty Durable Chrome Finish Grid Strainers or PRODRAIN™.



DESCRIPTION	PART #	PRICE
1¼ PreWrapped Lavatory Offset Assembly	PW155WC	105.04
1¼ PreWrapped Offset with Heavy Duty Finish Grid Drain	PW155HDWC	117.82
1¼ PreWrapped ProDrain™ Offset Assembly	PWPRODRAINWC	107.90
1¼ PreWrapped Lift and Turn Assembly	PW155LATWC	123.21
1¼ PreWrapped Chain & Stopper Assembly	PW155CRSWC	103.15
1½ Sink Offset Assembly	PW1000WC	244.41
1½ Offset with 151 Brass Strainer	PW1151WC	293.79
1½ Offset with 151A Stainless Strainer	PW1151AWC	281.46
1½ Offset with 149 Brass Strainer	PW1149WC	270.83
1½ Offset with 152 Brass Strainer	PW1152WC	290.81

PREWRAPPED CONTINUOUS WASTES 1½ END OUTLET



DESCRIPTION	PART #	PRICE
1½" Prewrapped End Outlet 16" CTR 17GA	PW111C16G17	209.18

PREWRAPPED CONTINUOUS WASTES 1½ CENTER OUTLET



DESCRIPTION	PART #	PRICE
1½" Prewrapped Center Outlet 16" CTR 17GA	PW113C16G17	283.35

SANIGUARD®

P-TRAPS

DESCRIPTION	PART #	CARTON QUANTITY	PRICE
1¼" Cast Body Trap	8872CBSAN	25	110.33
1¼" x 1½" Cast Body Trap	8902CBSAN	25	119.20
1½" Cast Body Trap	8912CBSAN	25	119.20
1½" Less cleanout	8912CNCBSAN	25	125.45
1½" x 1½" IPS Cast Body Trap	8089CSAN	25	127.17
1¼" x 1½" IPS	8090CSAN	25	127.17
1¼" x 1½" IPS less cleanout	8090CNCBSAN	25	127.17
1½" x 2" Cast Body Trap	8903CSAN	10	372.22
2", 1½" x 2" Cast Body Trap	8904CSAN	10	390.82

PO PLUGS AND STRAINERS

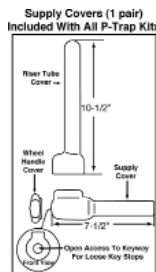
DESCRIPTION	PART #	CARTON QUANTITY	PRICE
Lavatory Open Grid PO Plug	155ASAN	44	65.42
Offset Lavatory Open Grid	155WCSAN	25	99.28
PO Plug PRODRAIN™ No Overflow	PRODRAINSAN	44	66.89
Lavatory Strainer PRODRAIN™ Offset No Overflow	PRODRAINWCSAN	44	100.82
Lavatory Strainer	151ASAN	25	86.59
Stainless Steel Basket Strainer	151SAN	25	101.75
Brass Basket Strainer	152SAN	25	92.74
Wide Top Sink Strainer	1151WCSAN	25	288.79
Offset with 151 Strainer			

PREWRAPPED CONTINUOUS WASTES 1½" END OUTLET

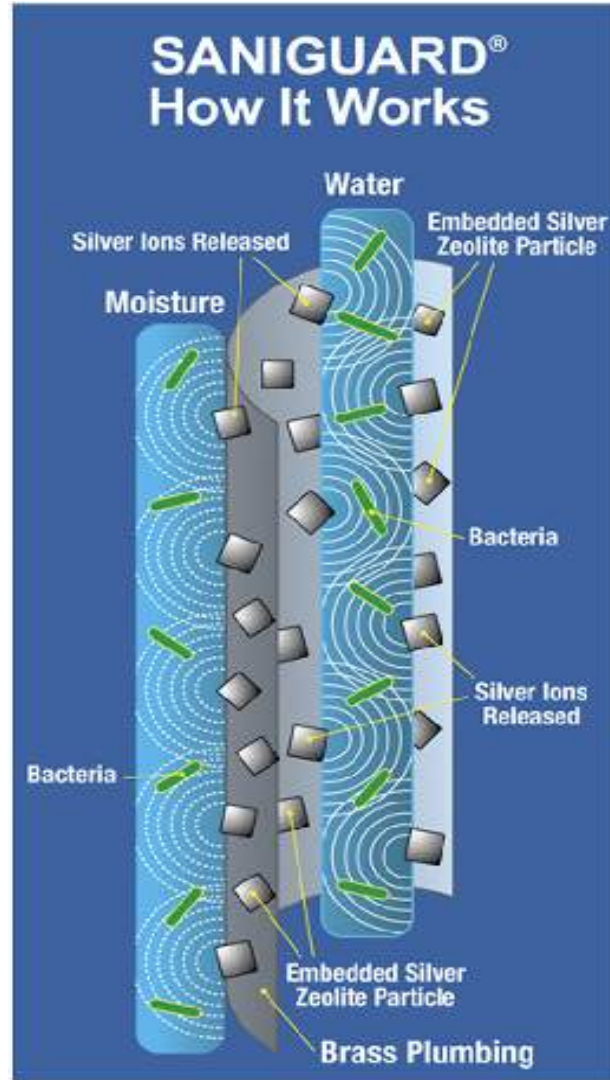
DESCRIPTION	PART #	PRICE
1½" Prewrapped End Outlet 16" CTR 17GA	PW111C16G17SAN	404.78

PROWRAP™ SANIGUARD® TREATED

PREWRAPPED SANIGUARD TREATED CAST BODY P-TRAP AND STRAINERS WITH LAVATORY OFFSET ASSEMBLY



DESCRIPTION	PART #	PRICE
1¼ x 1¼ Trap w/ Lavatory Offset Assembly	PW2125WCSAN	444.46
1¼ x 1½ Trap w/ Lavatory Offset Assembly	PW2150WCSAN	380.76
1¼ PreWrapped Lavatory Offset Assembly	PW155WCSAN	151.28
1¼ PreWrapped ProDrain™ Offset Assembly	PWProDrainWCSAN	161.00
1½ Sink Offset Assembly	PW1000WCSAN	268.86
1½ Offset with 152 Brass Strainer	PW1152WCSAN	361.59



MOST MCGUIRE PRODUCTS CAN BE TREATED IN SANIGUARD®. PLEASE CONSULT MCGUIRE FOR PRICING ON ADDITIONAL ITEMS. PLEASE BE ADVISED THAT SOME ITEMS ARE SUBJECT TO MCGUIRE'S RETURN APPROVAL POLICIES.



STRAINERS AND P.O. PLUGS

Urinal Strainers

CAST BRASS BEEHIVE URINAL STRAINERS

Optional: vandal resistant screws are available.



DESCRIPTION	PART #	FINISH	PRICE
Cast Brass Beehive Strainer	1303	chrome	111.10
Replacement Top w/Screws	BT	chrome	48.07

CAST BRASS FLAT GRID URINAL STRAINERS

Optional: vandal resistant screws are available.



DESCRIPTION	PART #	FINISH	PRICE
Flat Grid 2" Strainer for lead caulk or soil pipe	1233	chrome	96.39
Replacement Top w/Screws	FT	chrome	35.89
2" IPS Adj Connections	1233A2	chrome	128.61
3" IPS Adj Connections	1233A3	chrome	154.56

Shower Stall Strainers

Optional: vandal resistant screws are available.



DESCRIPTION	PART #	FINISH	PRICE
1½ FIP Strainer	1266	chrome	25.99
2" FIP Strainer	1266A	chrome	25.26
2" FIP Strainer w/ vandal-resistant screws	1266AV	chrome	30.33

WIDE TOP SINK STRAINER

AVAILABLE IN TYPE 316 AND 304 STAINLESS STEEL AND VANDAL PROOF



DESCRIPTION	PART #	FINISH	PRICE
Wide Top Sink Strainer with 4" tailpiece	152	chrome	68.01
Same with Brass Nuts	152N	chrome	69.99
Same as 152 less Tailpiece	152LT	chrome	58.53
Type 304 Stainless Steel	152NSS	chrome	52.59
Type 316 Stainless Steel VANDAL	152NVSS316	chrome	98.70

Classic McGuire Basket Strainers BRASS

Furnished with 1½" x 4" tailpiece, cast brass lock and coupling nuts.



DESCRIPTION	PART #	FINISH	PRICE
Brass Basket Strainer	151	chrome	76.99
Same with 17GA Tailpiece	151M	chrome	81.03
Same as 151 less Tailpiece	151LT	chrome	68.18

STAINLESS STEEL

Furnished with 1½" x 4" tailpiece



DESCRIPTION	PART #	FINISH	PRICE
Stainless Steel 20GA Tailpiece	151A	chrome	61.84
Same as 151A except 17GA Tailpiece	151AM	chrome	75.86
Same as 151A less Tailpiece	151ALT	chrome	47.46

Eco-Line Basket Strainers (24 per carton)

DESCRIPTION	PART #	FINISH	PRICE
Stainless Steel (No Tailpiece)	151AECO	chrome	37.23

Type 316 or 304 Conical Basket Strainer

Furnished with 1½" x 4" tailpiece



DESCRIPTION	PART #	FINISH	PRICE
Type 316 Stainless Steel	151CNSS316	Stainless	108.76
Type 304 Stainless Steel	151CNSS304	Stainless	72.84

Sink Strainers TRAY PLUG



DESCRIPTION	PART #	FINISH	PRICE
Tray Plug w/Rubber Stopper incl. 4" Tlpc. w/Brass Nuts	150	chrome	45.42
Same as 150 w/ 17GA Tailpiece	150M	chrome	48.3
Same as 150 less Tailpiece	150LT	chrome	36.67

FLAT GRID



DESCRIPTION	PART #	FINISH	PRICE
Flat Grid Wrought Sink Strainer w/ 4" Tailpiece and Brass Nuts	149	chrome	44.47
Same as 149 less Tailpiece	149LT	chrome	35.70

BAR SINK STRAINERS

Furnished with 1½" x 4" 20GA tailpiece and cast brass lock nuts.



DESCRIPTION	PART #	FINISH	PRICE
Bar Sink Strainer	153	chrome	45.24
Deep Bar Sink Strainer	154	chrome	69.30
Same as 153 less Tailpiece	153LT	chrome	36.41
Same as 154 less Tailpiece	154LT	chrome	60.56

P.O. PLUGS

HEAVY BRASS SOLID TOP OPEN GRID

1-1/4" drain furnished with 6" 17GA tailpiece, and cast brass lock nut. Other tailpiece lengths available.



DESCRIPTION	PART #	FINISH	PRICE
"Classic McGuire"			
1/4" OD 6" Tailpiece	155A	chrome	47.12
1/4" OD 6" Tailpiece	155ASC	satın	56.30
1/4" OD 8" Tailpiece	155A8	chrome	58.73
1/4" OD 10" Tailpiece	155A10	chrome	63.16
1/4" OD 12" Tailpiece	155A12	chrome	68.13
1/4" OD 6" Tailpiece	155A2	chrome	59.86
1/4" OD 12" Tailpiece	155A212	chrome	86.49

ECO-LINE SOLID TOP OPEN GRID (25 PER CARTON)

DESCRIPTION	PART #	FINISH	PRICE
1/4" OD 6" Tailpiece	155AECO	chrome	29.44

HEAVY DUTY FINISH HD GRID

Looks better, lasts longer than conventional chrome plated finishes. Durable finish heavy solid top open grid P. O. plug. Furnished with 6" 17GA tailpiece and cast brass lock nut.



DESCRIPTION	PART #	FINISH	PRICE
1/4" OD 6" Tailpiece	HD155A	PVD chrome	67.06

McGuire's PRODRAIN™

No Overflow

Heavy cast brass grid drain for lavatories without overflows furnished with 1/4" x 6" 17GA tailpiece. Other tailpiece lengths available.



DESCRIPTION	PART #	FINISH	PRICE
1/4" Strainer Less Overflow	ProDrain	chrome	50.72
Same with 1/2" Tailpiece	ProDrain2	chrome	68.18

HEAVY BRASS CHAIN AND RUBBER STOPPER

Furnished with cast brass follower and 1/4" x 6" 17GA tailpiece. (8", 10" and 12" tailpieces available).

DESCRIPTION	PART #	FINISH	PRICE
Chain and Stopper	155	chrome	50.20

HEAVY BRASS POP UP

Furnished with 1/4" x 4" 17GA tailpiece and cast brass lock nut. Other tailpiece lengths available.

DESCRIPTION	PART #	FINISH	PRICE
Pop Up Plug	155MP	chrome	52.72

HEAVY CAST BRASS LIFT AND TURN

Furnished with 1/4" x 6" 17GA tailpiece. Other tailpiece lengths available.

DESCRIPTION	PART #	FINISH	PRICE
Lift and Turn	155LAT	chrome	55.86
Same less Tailpiece	155LATLT	chrome	44.62

OFFSET LAVATORY STRAINERS

All Available with A.D.A. Compliant Insulator Kit Prewrapped or Retrofit with McGuire's PROWRAP™. See page 4.



DESCRIPTION	PART #	FINISH	PRICE
Wheelchair Lavatory Strainer	155WC	chrome	88.34

ECO-LINE (25 PER CARTON ONLY)

DESCRIPTION	PART #	FINISH	PRICE
Wheelchair Lavatory Strainer	155WCECO	chrome	54.68

HEAVY DUTY DURABLE FINISH

"Looks Better, Lasts Longer than Conventional Chrome Plated Finishes"

DESCRIPTION	PART #	FINISH	PRICE
Wheelchair Lavatory Strainer	HD155WC	PVD chrome	108.29

LIFT AND TURN P.O. PLUG



DESCRIPTION	PART #	FINISH	PRICE
Wheelchair Lavatory Strainer	155LATWC	chrome	110.33

CHAIN & RUBBER STOPPER STRAINER

DESCRIPTION	PART #	FINISH	PRICE
Wheelchair Lavatory Strainer	155CRSWC	chrome	86.15

McGuire's PRODRAIN™ ADA Strainer

Heavy cast brass offset grid strainer for lavatories without overflows. ADA compliant. ProWrap see page 4.



DESCRIPTION	PART #	FINISH	PRICE
1/4" Wheelchair Strainer less overflow	ProDrainWC	chrome	91.89

OFFSET SINK STRAINERS

Available in Type 316 and 304 Stainless Steel

DESCRIPTION	PART #	FINISH	PRICE
Offset Only	1000WC	chrome	95.30
Offset w/151 Strainer	1151WC	chrome	137.92
Offset w/151A Strainer	1151AWC	chrome	142.93
Offset w/149 Strainer	1149WC	chrome	136.82
Offset w/152 Strainer	1152WC	chrome	145.45
Offset w/153 Strainer	1153WC	chrome	141.66
Type 316 w/Conical Strainer	1151CNWCSS316	chrome	198.06
Type 304 w/152 Strainer	1152NVWCSS	chrome	141.89
Type 316 w/ 152 VANDAL	1152NVWCSS316	chrome	188.00



convertible™ II ball valve

PEX F1960



ANGLE 1/4 TURN BRASS BALL VALVE

DESCRIPTION	PART #	PRICE
½ PEX-F1960 x ¾ OD	LFBV2-6X53	20.17
½ PEX-F1960 x ½ OD	LFBV2-6X55	20.76

STRAIGHT 1/4 TURN BRASS BALL VALVE

DESCRIPTION	PART #	PRICE
½ PEX-F1960 x ¾ OD	LFBV2-6XST53	21.11
½ PEX-F1960 x ½ OD	LFBV2-6XST55	21.73

PEX F1807



STRAIGHT 1/4 TURN BRASS BALL VALVE

DESCRIPTION	PART #	PRICE
½ PEX-F1807 x ¾ OD	LFBV2-3XST53	21.26
½ PEX-F1807 x ½ OD	LFBV2-3XST55	21.92

ANGLE 1/4 TURN BRASS BALL VALVE

DESCRIPTION	PART #	PRICE
½ PEX-F1807 x ¾ OD	LFBV2-3X53	20.24
½ PEX-F1807 x ½ OD	LFBV2-3X55	20.85

CPVC



ANGLE 1/4 TURN BRASS BALL VALVE

DESCRIPTION	PART #	PRICE
½ CPVC x ¾ OD	LFBV2-4P53	21.66
½ CPVC x ½ OD	LFBV2-4P55	22.29

STRAIGHT 1/4 TURN BRASS BALL VALVE

DESCRIPTION	PART #	PRICE
½ CPVC x ¾ OD	LFBV2-4PST53	22.74
½ CPVC x ½ OD	LFBV2-4PST55	23.40

PIPE X COMPRESSION



DESCRIPTION	PART #	CARTON QUANTITY	PRICE
ANGLE			
3/8 IPS x 3/8 OD	LFBV2-01	100	19.29
1/2 IPS x 3/8 OD	LFBV2-02	100	20.27
3/8 IPS x 1/2 OD	LFBV2-03	100	19.97
1/2 IPS x 1/2 OD	LFBV2-04	100	20.92
STRAIGHT			
3/8 IPS x 3/8 OD	LFBV2-11	100	20.27
1/2 IPS x 3/8 OD	LFBV2-12	100	21.29
1/2 IPS x 1/2 OD	LFBV2-14	100	21.95

SWEAT X COMPRESSION



DESCRIPTION	PART #	CARTON QUANTITY	PRICE
ANGLE			
1/2 NOMINAL SWEAT x 3/8 OD	LFBV2-07	100	18.99
1/2 NOMINAL SWEAT x 1/2 OD	LFBV2-08	100	19.60
STRAIGHT			
1/2 NOMINAL SWEAT x 3/8 OD	LFBV2-16	100	19.93
1/2 NOMINAL SWEAT x 1/2 OD	LFBV2-19	100	20.60

CLASSIC CONVERTIBLE™

**CONVERTIBLE™ QUARTER-TURN BALL VALVES
ANGLE STOPS**

DESCRIPTION	PART #	CARTON QUANTITY	PRICE
3/8 IPS x 3/8 OD	LFBV01	100	28.21
1/2 IPS x 3/8 OD	LFBV02	100	28.92
1/2 Nominal x 3/8 OD	LFBV09	100	29.38
1/2 Copper Swt x 3/8 OD w/5" Ext.	LFBV082	100	33.69
1/2 Copper Swt x 3/8 OD	LFBV07	100	28.60

SWEAT X COMPRESSION W/EXT.



DESCRIPTION	PART #	CARTON QUANTITY	PRICE
ANGLE			
1/2 Copper SWEAT w/ EXT x 3/8 OD	LFBV2-082	100	25.29
1/2 Copper SWEAT w/ EXT x 1/2 OD	LFBV2-084	100	24.39
STRAIGHT			
1/2 Copper SWEAT w/ EXT x 3/8 OD	LFBV2-182	100	24.48

COMPRESSION X COMPRESSION

DESCRIPTION	PART #	CARTON QUANTITY	PRICE
ANGLE			
1/2 NOM COMPRESSION x 3/8 OD	LFBV2-09	100	20.73
1/2 NOM COMPRESSION x 1/2 OD	LFBV2-10	100	21.38
STRAIGHT			
1/2 NOM COMPRESSION x 3/8 OD	LFBV2-17	100	21.80
1/2 NOM COMPRESSION x 1/2 OD	LFBV2-18	100	22.44

BV2PRESS CONNECTION




DESCRIPTION	PART #	CARTON QUANTITY	PRICE
ANGLE			
1/2 PRESS x 3/8 OD	LFBV2-PP38	100	21.26
1/2 PRESS x 1/2 OD	LFBV2-PP50	100	21.58
STRAIGHT			
1/2 PRESS x 3/8 OD	LFBV2-PPST38	100	21.50
1/2 PRESS x 1/2 OD	LFBV2-PPST50	100	21.80

CONVERTIBLE™ 1/4 TURN BALL VALVE SUPPLY KITS

FLEXIBLE SUPPLIES

Convertible™ and Convertible™ II Quarter-Turn Ball Valve Line



A true brass ball valve with a unique convertible handle, it's a loose key, it's a wheel handle, it's both. Engineered for all commercial applications, the Convertible™ II series is designed for high-use projects such as commercial multi-use residential.

LAVATORY SUPPLIES INCLUDE:

- (2) Stop Valves, (2) Flexible Risers, (2) Chrome Plated Flanges

CLOSET SUPPLIES INCLUDE:

- (1) Stop Valve, (1) Flexible Riser, (1) Chrome Plated Flange

LFBV= CONVERTIBLE™ LEGACY LINE LFBV2= CONVERTIBLE™ II

BALL VALVE LAVATORY SUPPLIES

Pipe x Compression

DESCRIPTION	PART #	PRICE
3/8 IPS x 3/8 OD	LFBV165	71.43
3/8 IPS x 1/2 OD	LFBV2-165	54.02
3/8 IPS x 1/2 OD	LFBV2-167	85.65
1/2 IPS x 3/8 OD	LFBV2165	72.99
1/2 IPS x 3/8 OD	LFBV2-2165	60.44
1/2 IPS x 1/2 OD	LFBV2-2167	91.04

Compression x Compression

DESCRIPTION	PART #	PRICE
1/2 Nominal x 3/8 OD	LFBV2165CC	79.19
1/2 Nominal x 3/8 OD	LFBV2-2165CC	60.35
1/2 Nominal x 1/2 OD	LFBV2-2167CC	71.97

Sweat x Compression

DESCRIPTION	PART #	PRICE
1/2 Copper Sweat x 3/8 OD	LFBV175	77.17
1/2 Copper Sweat x 3/8 OD	LFBV2-175	53.23
1/2 Copper Sweat x 1/2 OD	LFBV2-177	81.59

Sweat x Compression (with 5" extension tube)

DESCRIPTION	PART #	PRICE
1/2 Copper Sweat x 3/8 OD	LFBV170	93.25
1/2 Copper Sweat x 3/8 OD	LFBV2-170	79.53
1/2 Copper Sweat x 1/2 OD	LFBV2-171	80.19

CLOSET SUPPLIES

Pipe x Compression

DESCRIPTION	PART #	PRICE
3/8 IPS x 3/8 OD	LFBV166	50.72
3/8 IPS x 3/8 OD	LFBV2-166	32.16
3/8 IPS x 1/2 OD	LFBV2-169	48.00
1/2 IPS x 3/8 OD	LFBV2166	51.49
1/2 IPS x 3/8 OD	LFBV2-2166	35.55
1/2 IPS x 1/2 OD	LFBV2-2169	50.86

Sweat x Compression

DESCRIPTION	PART #	PRICE
1/2 Copper Sweat x 3/8 OD	LFBV185	53.19
1/2 Copper Sweat x 3/8 OD	LFBV2-185	31.78
1/2 Copper Sweat x 1/2 OD	LFBV2-187	53.69

Compression x Compression

DESCRIPTION	PART #	PRICE
1/2 Nominal x 3/8 OD	LFBV2166CC	54.15
1/2 Nominal x 3/8 OD	LFBV2-2166CC	33.6
1/2 Nominal x 1/2 OD	LFBV2-2169CC	38.88

Sweat x Compression (with 5" extension tube)

DESCRIPTION	PART #	PRICE
1/2 Copper Sweat x 3/8 OD	LFBV172	59.30
1/2 Copper Sweat x 3/8 OD	LFBV2-172	42.81
1/2 Copper Sweat x 1/2 OD	LFBV2-173	48.46

LAVATORY AND CLOSET RIGID SUPPLIES

DESCRIPTION	PART #	PRICE
3/8 IPS STD LAVATORY ANGLE	LFBV2-158	133.69
3/8 IPS STD LAVATORY STRAIGHT	LFBV2-157	354.67
3/8 IPS STD CLOSET ANGLE	LFBV2-159	69.70
3/8 IPS STD CLOSET STRAIGHT	LFBV2-160	112.67

BRASS TAILPIECES not included - sold SEPARATELY

DESCRIPTION	PART #	PRICE
1/4 x 2 Straight EA.	TPC2STR	12.73
1/4 x 2 Offset EA.	TPC2OFR	21.02



convertible™ II ball valve

KIT ADDERS ONLY

FLANGE OPTIONS - Use suffix after supply part #

DESCRIPTION	SUFFIX	ADDITIONAL CHARGE	
		CLOSET	LAVATORY
Heavy Brass, Set Screw, Chrome Plated	F	16.01 ea.	31.31 pr.
Deep Flange (Bell Type), Chrome Plated Wrought Brass	DF	11.80 ea.	23.62 pr.
Deep Flange (Bell Type), Chrome Plated Steel	SDF	2.50 ea.	5.00 pr.

NIPPLE OPTIONS - Use suffix after supply part #

DESCRIPTION	SUFFIX	ADDITIONAL CHARGE		
		CLOSET		LAVATORY
3" Nipple	N3	14.13 ea.	3/8 IPS	28.25 pr.
		20.93 ea.	1/2 IPS	41.91 pr.
5" Nipple	N5	21.86 ea.	3/8 IPS	43.70 pr.
		27.69 ea.	1/2 IPS	53.17 pr.

RISER OPTIONS FLEXIBLE COPPER - Use suffix after supply part #

DESCRIPTION	SUFFIX	ADDITIONAL CHARGE	
		3/8" OD	1/2" OD
Lavatory	15"	R15	6.69 pr. N/C
	20"	R20	14.36 pr. 19.29 pr.
	36"	R36	63.98 pr. N/C
Closet	20"	R20	6.99 ea. 8.40 ea.
	12"	CR	7.54 ea.
Compression	20"	CR20	20.34 ea.
	12"	SR	5.49 ea.
Sweat	12"	SR	5.49 ea.
	20"	SR20	15.04 ea.

RISER OPTIONS BRAIDED STAINLESS STEEL

Use suffix after supply part #

DESCRIPTION	SUFFIX	ADDITIONAL CHARGE	
		3/8" OD	1/2" OD
Lavatory	9"	SS9	N/C
	12"	SS12	N/C
	16"	SS16	5.93 pr.
	20"	SS20	8.82 pr. 2.86 pr.
	30"	SS30	16.76 pr.
	36"	SS36	23.10 pr.
Closet	12"	SS12	3.05 ea. N/C
	20"	SS20	5.57 ea.

N/C = No additional charge

LOCK SHIELD CAPS and loose keys

Use suffix after supply part #

DESCRIPTION	SUFFIX	ADDITIONAL CHARGE	
		CLOSET	LAVATORY
For Premier and Heavy Pattern	C	4.83 ea.	9.64 pr.

Adder Pricing NOTE:

Please contact customer service for verification of pricing on all adder components when building a custom supply kit prior to submitting your purchase order.

customerservice@mcguiremfg.com or call (203) 699-1801.

STANDARD BALL VALVE KIT ADDERS

FLANGE OPTIONS - Use suffix after supply part #

DESCRIPTION	SUFFIX	ADDITIONAL CHARGE	
		CLOSET	LAVATORY
Heavy Brass, Set Screw, Chrome Plated	F	16.82 ea.	33.43 pr.
Deep Flange (Bell Type), Chrome Plated Wrought Brass	DF	12.41 ea.	24.81 pr.
Deep Flange (Bell Type), Chrome Plated Steel	SDF	2.61 ea.	5.25 pr.

NIPPLE OPTIONS - Use suffix after supply part #

DESCRIPTION	SUFFIX	ADDITIONAL CHARGE		
		CLOSET		LAVATORY
3" Nipple	N3	14.83 ea.	3/8 IPS	29.67 pr.
		21.98 ea.	1/2 IPS	44.00 pr.
5" Nipple	N5	24.76 ea.	3/8 IPS	42.48 pr.
		30.15 ea.	1/2 IPS	55.81 pr.

RISER OPTIONS FLEXIBLE COPPER - Use suffix after supply part #

DESCRIPTION	SUFFIX	ADDITIONAL CHARGE	
		3/8" OD	1/2" OD
Lavatory	15"	R15	7.04 pr. N/C
	20"	R20	15.07 pr. 18.06 pr.
	36"	R36	67.20 pr. N/C
Closet	20"	R20	7.89 ea. 8.86 ea.
	12"	CR	10.74 ea.
Compression	20"	CR20	21.36 ea.
	12"	SR	5.75 ea.
Sweat	12"	SR	5.75 ea.
	20"	SR20	15.79 ea.

RISER OPTIONS BRAIDED STAINLESS STEEL

Use suffix after supply part #

DESCRIPTION	SUFFIX	ADDITIONAL CHARGE	
		3/8" OD	1/2" OD
Lavatory	9"	SS9	N/C
	12"	SS12	3.20 pr. N/C
	16"	SS16	6.23 pr.
	20"	SS20	9.98 pr. 3.48 pr.
	30"	SS30	17.61 pr.
	36"	SS36	22.66 pr.
Closet	12"	SS12	3.20 ea. N/C
	20"	SS20	5.86 ea.

N/C = No additional charge

LOCK SHIELD CAPS and loose keys

Use suffix after supply part #

DESCRIPTION	SUFFIX	ADDITIONAL CHARGE	
		CLOSET	LAVATORY
For Premier and Heavy Pattern	C	5.07 ea.	10.12 pr.

McGUIRE **ICV DEFENDER**

INTEGRAL CHECK STOP VALVES

Pipe x Compression LK= Loose Key

DESCRIPTION	PART #	CARTON QUANTITY	PRICE
3/8 IPS x 3/8 OD STD	LFCK01	100	50.04
3/8 IPS x 3/8 OD STL LK	LFCK01LK	100	60.04
1/2 IPS x 3/8 OD STD	LFCK02	100	50.43
1/2 IPS x 3/8 OD STD LK	LFCK02LK	100	61.23
3/8 IPS x 1/2 OD STD	LFCK03	100	56.26
3/8 IPS x 1/2 OD STD LK	LFCK03LK	100	66.11
1/2 IPS x 1/2 OD STD	LFCK04	100	57.00
1/2 IPS x 1/2 OD STD LK	LFCK04LK	100	66.93

Sweat x Compression or Sweat with 5" Extension

DESCRIPTION	PART #	CARTON QUANTITY	PRICE
1/2 Copper Swt x 3/8 OD	LFCK07	100	63.59
1/2 Copper Swt x 3/8 OD LK	LFCK07LK	100	73.61
1/2 Copper Swt x 3/8 OD with EXT	LFCK082	100	85.03
1/2 Copper Swt x 3/8 OD LK with EXT	LFCK082LK	100	94.53

Compression x Compression

DESCRIPTION	PART #	PRICE
1/2 Nominal x 3/8 OD	LFCK09	61.29
1/2 Nominal x 3/8 OD	LFCK09LK	71.29

INTEGRAL CHECK SUPPLY KITS

Pipe x Compression


DESCRIPTION	PART #	PRICE
3/8 IPS x 3/8 OD	LFCK165	131.43
3/8 IPS x 3/8 OD	LFCK165LK	153.85
3/8 IPS x 1/2 OD	LFCK167	162.97
3/8 IPS x 1/2 OD	LFCK167LK	182.74
1/2 IPS x 3/8 OD	LFCK2165	134.72
1/2 IPS x 3/8 OD	LFCK2165LK	155.01
1/2 IPS x 1/2 OD	LFCK2167	164.96
1/2 IPS x 1/2 OD	LFCK2167LK	182.80

Compression x Compression

DESCRIPTION	PART #	PRICE
1/2 Nominal x 3/8 OD	LFCK2165CC	152.49
1/2 Nominal x 3/8 OD	LFCK2165CCLK	171.88

Sweat x Compression or Sweat with 5" Extension

DESCRIPTION	PART #	PRICE
1/2 Copper Sweat x 3/8 OD	LFCK175	184.49
1/2 Copper Sweat x 3/8 OD	LFCK175LK	203.68
1/2 Copper Sweat x 3/8 OD WITH 5" EXTENSION	LFCK170	209.13
1/2 Copper Sweat x 3/8 OD WITH 5" EXTENSION	LFCK170LK	228.70



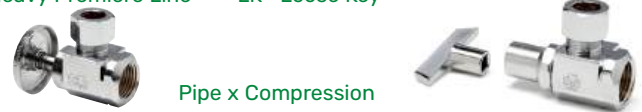
COMMERCIAL FULL-TURN STOPS

Standard Line Lead Free Full turn compression set stem, solid brass stops.


Premiere Heavy Line Lead Free Full turn compression set heavy stem, heavy pattern stop, highly polished solid brass.

ANGLE STOPS

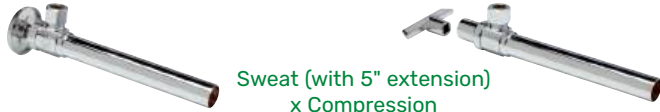
H= Heavy Premiere Line LK= Loose Key



DESCRIPTION	PART #	CARTON QUANTITY	PRICE
3/8 IPS x 3/8 OD STD	LFST01	100	14.44
3/8 IPS x 3/8 OD STL LK	LFST01LK	100	16.75
3/8 IPS x 3/8 OD HVY	LFHST01	100	32.84
3/8 IPS x 3/8 OD HVY LK	LFHST01LK	100	39.40
1/2 IPS x 3/8 OD STD	LFST02	100	17.81
1/2 IPS x 3/8 OD STD LK	LFST02LK	100	18.53
1/2 IPS x 3/8 OD HVY	LFHST02	100	33.09
1/2 IPS x 3/8 OD HVY LK	LFHST02LK	100	40.17
3/8 IPS x 1/2 OD STD	LFST03	100	18.84
3/8 IPS x 1/2 OD STD LK	LFST03LK	100	20.80
3/8 IPS x 1/2 OD HVY	LFHST03	100	36.91
3/8 IPS x 1/2 OD HVY LK	LFHST03LK	100	43.38
1/2 IPS x 1/2 OD STD	LFST04	100	22.28
1/2 IPS x 1/2 OD STD LK	LFST04LK	100	23.99
1/2 IPS x 1/2 OD HVY	LFHST04	100	37.41
1/2 IPS x 1/2 OD HVY LK	LFHST04LK	100	43.92

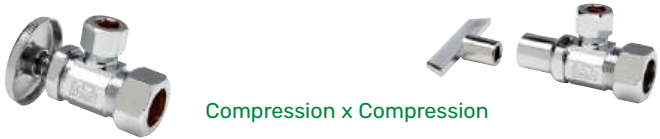


DESCRIPTION	PART #	CARTON QUANTITY	PRICE
1/2 Copper Swt x 3/8 OD STD	LFST07	100	13.34
1/2 Copper Swt x 3/8 OD STD LK	LFST07LK	100	15.45
1/2 Copper Swt x 3/8 OD HVY	LFHST07	100	41.72
1/2 Copper Swt x 3/8 OD HVY LK	LFHST07LK	100	48.32
1/2 Copper Swt x 1/2 OD STD	LFST08	100	14.80
1/2 Copper Swt x 1/2 OD STD LK	LFST08LK	100	16.95



Sweat (with 5" extension)
x Compression

DESCRIPTION	PART #	CARTON QUANTITY	PRICE
½ Copper Swt x ¾ OD STD	LFST082	100	20.30
½ Copper Swt x ¾ OD STD LK	LFST082LK	100	22.54
½ Copper Swt x ¾ OD HVY	LFHST082	100	55.80
½ Copper Swt x ¾ OD HVY LK	LFHST082LK	100	62.04
½ Copper Swt x ½ OD STD	LFST084	100	22.17
½ Copper Swt x ½ OD STD LK	LFST084LK	100	23.91
½ Copper Swt x ½ OD HVY	LFHST084	100	57.59
½ Copper Swt x ½ OD HVY LK	LFHST084LK	100	64.12



Compression x Compression

DESCRIPTION	PART #	CARTON QUANTITY	PRICE
½ Nominal x ¾ OD STD	LFST09	100	16.69
½ Nominal x ¾ OD STD LK	LFST09LK	100	19.04
½ Nominal x ¾ OD HVY	LFHST09	100	40.22
½ Nominal x ¾ OD HVY LK	LFHST09LK	100	46.78
½ Nominal x ½ OD STD	LFST10	100	18.94
½ Nominal x ½ OD STD LK	LFST10LK	100	20.84
½ Nominal x ½ OD HVY	LFHST10	100	41.76
½ Nominal x ½ OD HVY LK	LFHST10LK	100	48.32



Pipe x Pipe with Stuffing Box

DESCRIPTION	PART #	CARTON QUANTITY	PRICE
¾ IPS x ¾ IPS STD	LFST05SB	100	18.10
¾ IPS x ¾ IPS STL LK	LFST05LKS	100	20.06
¾ IPS x ¾ IPS HVY	LFHST05SB	100	36.89
¾ IPS x ¾ IPS HVY LK	LFHST05LKS	100	43.38
½ IPS x ½ IPS HVY	LFHST06SB	100	38.97
½ IPS x ½ IPS HVY LK	LFHST06LKS	100	45.41

DUAL OUTLET STOPS



IPS, Sweat or Compression x Compression x Compression

DESCRIPTION	PART #	CARTON QUANTITY	PRICE
½ IPS x ¾ OD x ¾ OD STD	LFDST02	100	27.77
½ Copper Swt x ¾ OD x ¾ OD STD	LFDST07	100	27.35
½ Nominal x ¾ OD x ¾ OD STD	LFDST09	100	30.61
½ Nominal x ¾ OD x ¾ OD STD LK	LFDST09LK	100	32.98
½ Nominal x ¾ OD x 14 OD STD	LFDSTDW09	100	37.92

STRAIGHT STOPS

Sweat x Compression (with 5" extension)

DESCRIPTION	PART #	CARTON QUANTITY	PRICE
½ Copper Swt x ¾ OD STD	LFST182	100	21.49
½ Copper Swt x ¾ OD STD LK	LFST182LK	100	23.27



Pipe x Compression

DESCRIPTION	PART #	CARTON QUANTITY	PRICE
¾ IPS x ¾ OD STD	LFST11	100	14.37
¾ IPS x ¾ OD STL LK	LFST11LK	100	16.10
¾ IPS x ¾ OD HVY	LFHST11	100	37.89
¾ IPS x ¾ OD HVY LK	LFHST11LK	100	39.40
½ IPS x ¾ OD STD	LFST12	100	21.14
½ IPS x ¾ OD STD LK	LFST12LK	100	23.27
¾ IPS x ½ OD STD	LFST13	100	18.75
¾ IPS x ½ OD STD LK	LFST13LK	100	20.61
½ IPS x ½ OD STD	LFST14	100	22.09
½ IPS x ½ OD STD LK	LFST14LK	100	23.99

Pipe x Pipe with Stuffing Box

DESCRIPTION	PART #	CARTON QUANTITY	PRICE
¾ IPS x ¾ IPS STD	LFST15SB	100	18.40
¾ IPS x ¾ IPS STD LK	LFST15LKS	100	21.22
½ IPS x ½ IPS STD	LFST155SB	100	20.98
½ IPS x ½ IPS STD LK	LFST155LKS	100	23.89

Sweat x Compression



DESCRIPTION	PART #	CARTON QUANTITY	PRICE
½ Copper Swt x ¾ OD STD	LFST16	100	15.12
½ Copper Swt x ¾ OD STD LK	LFST16LK	100	16.93
½ Copper Swt x ½ OD STD	LFST19	100	16.41
½ Copper Swt x ½ OD STD LK	LFST19LK	100	18.25



Compression x Compression

DESCRIPTION	PART #	CARTON QUANTITY	PRICE
½ Nominal x ¾ OD STD	LFST17	100	18.10
½ Nominal x ¾ OD STD LK	LFST17LK	100	20.00
½ Nominal x ½ OD STD	LFST18	100	19.51
½ Nominal x ½ OD STD LK	LFST18LK	100	21.38

LAVATORY AND CLOSET SUPPLY KITS

FLEXIBLE SUPPLIES

Economy Line (Case Qty. 25) Full turn compression set stem, solid brass stops.

Standard Line Full turn compression set stem, solid brass stops.

Heavy Pattern Line Full turn compression set heavy stem, heavy pattern stop, highly polished solid brass.

LAVATORY SUPPLIES INCLUDE:

(2) Stop Valves (2) Flexible Risers (2) Chrome Plated Flanges

CLOSET SUPPLIES INCLUDE:

(1) Stop Valve (1) Flexible Riser (1) Chrome Plated Flange

SUPPLY KIT ADDERS SEE PAGE 13

H= Heavy Pattern LK= Loose Key ECO= Economy Line

LAVATORY SUPPLIES

Pipe x Compression

DESCRIPTION	PART #	PRICE
3/8 IPS x 3/8 OD STD	LF165	48.84
3/8 IPS x 3/8 OD STD LK	LF165LK	53.43
3/8 IPS x 3/8 OD HVY	LFH165	88.06
3/8 IPS x 3/8 OD HVY LK	LFH165LK	100.97
3/8 IPS x 1/2 OD STD	LF167	77.45
3/8 IPS x 1/2 OD STD LK	LF167LK	89.83
3/8 IPS x 1/2 OD HVY	LFH167	106.93
3/8 IPS x 1/2 OD HVY LK	LFH167LK	119.93
1/2 IPS x 3/8 OD STD ECONOMY	LF2165ECO	45.01
1/2 IPS x 3/8 OD STD LK ECONOMY	LF2165LKECO	49.44
1/2 IPS x 3/8 OD STD	LF2165	54.66
1/2 IPS x 3/8 OD STD LK	LF2165LK	60.06
1/2 IPS x 3/8 OD HVY	LFH2165	88.43
1/2 IPS x 3/8 OD HVY LK	LFH2165LK	101.72
1/2 IPS x 1/2 OD STD	LF2167	82.35
1/2 IPS x 1/2 OD STD LK	LF2167LK	95.41
1/2 IPS x 1/2 OD HVY	LFH2167	108.26
1/2 IPS x 1/2 OD HVY LK	LFH2167LK	119.95

Compression x Compression

DESCRIPTION	PART #	PRICE
1/2 Nominal x 3/8 OD STD	LF2165CC	54.57
1/2 Nominal x 3/8 OD STD LK	LF2165CCCLK	57.66
1/2 Nominal x 3/8 OD STD ECONOMY	LF2165CCCECO	44.94
1/2 Nominal x 3/8 OD STD LK ECONOMY	LF2165CCCLKECO	46.18
1/2 Nominal x 3/8 OD HVY	LFH2165CC	100.21
1/2 Nominal x 3/8 OD HVY LK	LFH2165CCCLK	112.80
1/2 Nominal x 1/2 OD STD	LF2167CC	65.11
1/2 Nominal x 1/2 OD STD LK	LF2167CCCLK	71.22
1/2 Nominal x 1/2 OD HVY	LFH2167CC	113.72
1/2 Nominal x 1/2 OD HVY LK	LFH2167CCCLK	124.69

Sweat x Compression

DESCRIPTION	PART #	PRICE
1/2 Copper Sweat x 3/8 OD STD	LF175	48.15
1/2 Copper Sweat x 3/8 OD STD LK	LF175LK	52.04
1/2 Copper Sweat x 3/8 OD HVY	LFH175	121.06
1/2 Copper Sweat x 3/8 OD HVY LK	LFH175LK	133.67
1/2 Copper Sweat x 1/2 OD STD	LF177	73.79
1/2 Copper Sweat x 1/2 OD STD LK	LF177LK	93.39

Sweat x Compression (with 5" extension tube)

DESCRIPTION	PART #	PRICE
1/2 Copper Sweat x 3/8 OD STD	LF170	71.92
1/2 Copper Sweat x 3/8 OD STD LK	LF170LK	80.69
1/2 Copper Sweat x 3/8 OD STD ECONOMY	LF170ECO	58.91
1/2 Copper Sweat x 3/8 OD STD LK ECONOMY	LF170LKECO	67.50
1/2 Copper Sweat x 3/8 OD HVY	LFH170	137.25
1/2 Copper Sweat x 3/8 OD HVY LK	LFH170LK	150.09
1/2 Copper Sweat x 1/2 OD STD	LF171	72.53
1/2 Copper Sweat x 1/2 OD STD LK	LF171LK	78.42
1/2 Copper Sweat x 1/2 OD HVY	LFH171	141.83
1/2 Copper Sweat x 1/2 OD HVY LK	LFH171LK	154.72

STRAIGHT LAVATORY SUPPLIES

DESCRIPTION	PART #	PRICE
1/2 Nominal x 3/8 OD STD	LF3165CC	70.74
1/2 Nominal x 3/8 OD STD LK	LF3165CCCLK	74.71
1/2 Copper Sweat w/5" x 3/8 OD STD	LF270	74.71
1/2 Copper Sweat w/5" x 3/8 OD STD LK	LF270LK	82.55

CLOSET SUPPLIES

Pipe x Compression H= Heavy Premiere Line LK= Loose Key

DESCRIPTION	PART #	PRICE
3/8 IPS x 3/8 OD STD	LF166	29.06
3/8 IPS x 3/8 OD STD LK	LF166LK	31.60
3/8 IPS x 3/8 OD HVY	LFH166	48.88
3/8 IPS x 3/8 OD HVY LK	LFH166LK	59.77
3/8 IPS x 1/2 OD STD	LF169	43.40
3/8 IPS x 1/2 OD STD LK	LF169LK	49.12
3/8 IPS x 1/2 OD HVY	LFH169	61.67
3/8 IPS x 1/2 OD HVY LK	LFH169LK	68.44
1/2 IPS x 3/8 OD STD	LF2166	32.16
1/2 IPS x 3/8 OD STD LK	LF2166LK	34.58
1/2 IPS x 3/8 OD HVY	LFH2166	49.16
1/2 IPS x 3/8 OD HVY LK	LFH2166LK	56.12
1/2 IPS x 1/2 OD STD	LF2169	45.97
1/2 IPS x 1/2 OD STD LK	LF2169LK	52.64
1/2 IPS x 1/2 OD HVY	LFH2169	62.28
1/2 IPS x 1/2 OD HVY LK	LFH2169LK	69.21

Compression x Compression

DESCRIPTION	PART #	PRICE
½ Nominal x ¾ OD STD	LF2166CC	30.38
½ Nominal x ¾ OD STD LK	LF2166CCLK	33.61
½ Nominal x ¾ OD STD ECONOMY	LF2166CCECO	24.26
½ Nominal x ¾ OD STD LK ECONOMY	LF2166CCLKECO	26.92
½ Nominal x ¾ OD HVY	LFH2166CC	57.21
½ Nominal x ¾ OD HVY LK	LFH2166CCLK	64.08
½ Nominal x ½ OD STD	LF2169CC	35.17
½ Nominal x ½ OD STD LK	LF2169CCLK	38.25
½ Nominal x ½ OD HVY	LFH2169CC	61.42
½ Nominal x ½ OD HVY LK	LFH2169CCLK	67.17

Sweat x Compression

DESCRIPTION	PART #	PRICE
½ Copper Sweat x ¾ OD STD	LF185	28.73
½ Copper Sweat x ¾ OD STD LK	LF185LK	31.81
½ Copper Sweat x ¾ OD HVY	LFH185	72.95
½ Copper Sweat x ¾ OD HVY LK	LFH185LK	82.01
½ Copper Sweat x ½ OD STD	LF187	48.54
½ Copper Sweat x ½ OD STD LK	LF187LK	51.54

Sweat x Compression (with 5" extension tube)

DESCRIPTION	PART #	PRICE
½ Copper Sweat x ¾ OD STD	LF172	38.71
½ Copper Sweat x ¾ OD STD LK	LF172LK	44.53
½ Copper Sweat x ¾ OD HVY	LFH172	68.83
½ Copper Sweat x ¾ OD HVY LK	LFH172LK	75.94
½ Copper Sweat x ½ OD STD	LF173	43.83
½ Copper Sweat x ½ OD STD LK	LF173LK	49.57
½ Copper Sweat x ½ OD HVY	LFH173	92.00
½ Copper Sweat x ½ OD HVY LK	LFH173LK	96.79

RIGID SUPPLIES

RIGID LAVATORY SUPPLIES

Each lavatory supply kit includes (2) brass stop valves with stuffing box, (4) chrome plated nipples, (2) reducers and (2) chrome plated steel flanges. (Tailpieces must be ordered separately).

RIGID CLOSET SUPPLIES

Each closet supply kit includes (1) brass stop valve with stuffing box, (2) chrome plated nipples and (1) chrome plated steel flange. (Tailpieces must be ordered separately).

STANDARD LINE - Stop valves are chrome plated solid brass.

PREMIERE HEAVY LINE - Heavy stop valves are chrome plated and highly polished solid brass.

ANGLE LAVATORY SUPPLIES

DESCRIPTION	PART #	PRICE
¾ IPS STD	LF158	120.91
¾ IPS STD LK	LF158LK	131.98
¾ IPS HVY	LFH158	153.45
¾ IPS HVY LK	LFH158LK	167.03
½ IPS HVY	LFH2158	185.54
½ IPS HVY LK	LFH2158LK	199.39

ANGLE CLOSET SUPPLIES

DESCRIPTION	PART #	PRICE
¾ IPS STD	LF159	63.05
¾ IPS STD LK	LF159LK	70.77
¾ IPS HVY	LFH159	74.84
¾ IPS HVY LK	LFH159LK	82.63



STRAIGHT LAVATORY SUPPLIES

DESCRIPTION	PART #	PRICE
¾ IPS STD	LF157	320.90
¾ IPS STD LK	LF157LK	335.86



STRAIGHT CLOSET SUPPLIES

DESCRIPTION	PART #	PRICE
¾ IPS STD	LF160	101.90
¾ IPS STD LK	LF160LK	110.17



BRASS TAILPIECES

NOTE: Supplied as each

DESCRIPTION	PART #	PRICE
¼ x 2 Straight	TPC2STR	12.74 ea.
¼ x 2 Offset	TPC2OFR	21.02 ea.

WHEELCHAIR LAVATORY SUPPLY

DESCRIPTION	PART #	PRICE
¾ IPS with ¾ x ½ Reducer STD	LF158WC	195.01

HOSPITAL

SUPPLIES - HCASPL Includes Heavy Premiere Line solid brass chrome plated stop, loose key, 36" chrome plated riser, 5" nipple and flange.

DESCRIPTION	PART #	PRICE
¾ IPS x ¾ OD	LFH165LKHCSPL	127.23 ea.

STANDARD AND HEAVY SUPPLY KIT ADDERS
 See Page 10 for BALL VALVE Supply Kit Adders

FLANGE OPTIONS - Use suffix after supply part #

DESCRIPTION	SUFFIX	ADDITIONAL CHARGE	
		CLOSET	LAVATORY
Heavy Brass, Set Screw, Chrome Plated	F	16.82 ea.	33.68 pr.
Deep Flange (Bell Type), Chrome Plated Wrought Brass	DF	12.39 ea	24.81 pr.
Deep Flange (Bell Type), Chrome Plated Steel	SDF	2.61 ea.	5.25 pr.

NIPPLE OPTIONS - Use suffix after supply part #

DESCRIPTION	SUFFIX	ADDITIONAL CHARGE		
		CLOSET		LAVATORY
3" Nipple	N3	14.83 ea.	3/8 IPS	29.67 pr.
		21.98 ea.	1/2 IPS	44.00 pr.
5" Nipple	N5	22.94 ea.	3/8 IPS	45.87 pr.
		27.91 ea.	1/2 IPS	55.81 pr.

RISER OPTIONS FLEXIBLE COPPER - Use suffix after supply

DESCRIPTION	SUFFIX	ADDITIONAL CHARGE		
		3/8" OD	1/2" OD	
Lavatory	15"	R15	7.04 pr.	N/C
	20"	R20	15.07 pr.	18.06 pr.
	36"	R36	67.18 pr.	N/C
Closet	20"	R20	7.92 ea.	8.82 ea.
	Compression	CR	10.75 ea.	
Sweat	20"	CR20	21.34 ea.	
	12"	SR	5.85 ea.	
	20"	SR20	15.79 ea.	

RISER OPTIONS BRAIDED STAINLESS STEEL

Use suffix after supply part #

DESCRIPTION	SUFFIX	ADDITIONAL CHARGE		
		3/8" OD	1/2" OD	
Lavatory	9"	SS9	N/C	
	12"	SS12	3.45 pr.	N/C
	16"	SS16	6.74 pr.	
	20"	SS20	9.98 pr.	3.20 pr.
	30"	SS30	19.01 pr.	
	36"	SS36	24.47 pr.	
Closet	12"	SS12	3.45 ea.	N/C
	20"	SS20	6.34 ea.	

N/C = No additional charge

HANDLE OPTIONS - Use suffix after supply part #

DESCRIPTION	SUFFIX	ADDITIONAL CHARGE	
		CLOSET	LAVATORY
Cross Handle	X	13.08 ea.	24.97 pr.

LOCK SHIELD CAPS and loose keys

Use suffix after supply part #

DESCRIPTION	SUFFIX	ADDITIONAL CHARGE	
		CLOSET	LAVATORY
For Premier and Heavy Pattern	C	5.07 ea.	10.12 pr.

SINGLE SUPPLY OPTION FOR LAVATORIES

Use suffix after supply part #

DESCRIPTION	SUFFIX	ADDITIONAL CHARGE
Lavatory with EA in part #	EA	1/2 pair list price + 4.17

STUFFING BOX OPTION FOR SUPPLIES

Use suffix after supply part #

DESCRIPTION	SUFFIX	ADDITIONAL CHARGE	
		CLOSET	LAVATORY
Stuffing box for supplies	SB	7.27 ea	14.58 pr.

SCREWDRIVER STEM OPTION FOR SUPPLIES

Use suffix after supply part #

DESCRIPTION	SUFFIX	ADDITIONAL CHARGE	
		CLOSET	LAVATORY
Screwdriver stem for supplies	SD	7.27 ea	14.58 pr.

Adder Pricing NOTE:

Please contact customer service for verification of pricing on all adder components when building a custom supply kit prior to submitting your purchase order.

customerservice@mcguiremfg.com or call (203) 699-1801.

CONTRACTOR TRIM KITS

- McGuire Contractor Trim Kits are designed for individual contractors based on their installation requirements.
- All trim components (P-Traps, strainers, water supplies and fittings) are packed in one box with the contractor's part number and trim package name. One box to order, one box to stage and one box to clean-up.
- Information on designing your custom contractor kit is available at mcguiremf.com.

CONTINUOUS WASTES

CONTINUOUS WASTES - REGULAR DUTY

1½ End Outlet



Available Prewrapped in McGuire's Prowrap® 111C16G17 ONLY

DESCRIPTION	PART #	PRICE
1½ End Outlet 16" CTR 20GA	111C16G20	95.69
1½ End Outlet 16" CTR 17GA	111C16G17	140.10
1½ End Outlet 21" CTR 20GA	111C21G20	116.17
1½ End Outlet 21" CTR 17GA	111C21G17	140.10
1½ End Outlet 25" CTR 20GA	111C25G20	134.68
1½ End Outlet 25" CTR 17GA	111C25G17	166.72

CONTINUOUS WASTES - REGULAR DUTY

1½ Center Outlet



Available Prewrapped in McGuire's Prowrap® 113C16G17 ONLY

DESCRIPTION	PART #	PRICE
1½ Ctr Outlet 16" CTR 20GA	113C16G20	119.95
1½ Ctr Outlet 16" CTR 17GA	113C16G17	151.68
1½ Ctr Outlet 21" CTR 20GA	113C21G20	130.89
1½ Ctr Outlet 21" CTR 17GA	113C21G17	158.19
1½ Ctr Outlet 25" CTR 20GA	113C25G20	150.39
1½ Ctr Outlet 25" CTR 17GA	113C25G17	177.75

HEAVY DUTY BATTERY INSTALLATION CONTINUOUS WASTES



DESCRIPTION	PART #	PRICE
END OUTLET		
1½ x 1½ 2 Part	5202	245.41
1¼ x 1½ 2 Part	5204	257.50
1½ x 1½ 3 Part	520A2	301.72
1¼ x 1½ 3 Part	520A4	302.47
CENTER OUTLET		
1½ x 1½ 3 Part	5212	502.16
1¼ x 1½ 3 Part	5214	503.73

HEAVY BRASS NIPPLES AND FLANGES

HEAVY SOLID BRASS SET
SCREW FLANGES
(Polished Chrome)



DESCRIPTION	CHROME	
	PART #	PRICE
¾ IPS	127038	17.81
½ IPS	127050	18.04
⅝ OD (½" Copper)	127058	18.49
⅜ OD (⅝" Copper)	127069	19.02
¾ IPS	127075	19.92
⅝ OD (¾" Copper)	127078	19.92
1" IPS	127100	21.36
1¼ IPS	127125I	21.72
1¼ OD	127125O	20.29
1½ IPS	127150I	22.40
1½ OD	127150O	20.59
1¾ OD (1½" Copper)	127158O	37.65
2" IPS	127200I	34.70
2" OD	127200O	32.77

CAST BRASS NIPPLES
(Polished Chrome)



DESCRIPTION	CHROME	
	PART #	PRICE
⅜ x 1½	N038015	11.47
⅜ x 2	N038020	12.84
⅜ x 3	N038030	14.84
⅜ x 3½	N038035	16.33
⅜ x 4	N038040	19.11
⅜ x 5	N038050	22.94
⅜ x 5½	N038055	23.61
⅜ x 6	N038060	28.37
⅜ x 6½	N038065	40.85
⅜ x 10	N038100	61.64
⅜ x 12	N038120	82.47
⅜ x 15	N038150	95.69
⅜ x 20	N038200	172.02
⅜ x 24	N038240	180.60
½ x 3	N050030	21.99
½ x 4	N050040	24.78
½ x 5	N050050	27.90
½ x 5½	N050055	30.15
½ x 6	N050060	33.25
1¼ x 6	N125060	73.74
1½ x 6	N150060	84.48
2 x 6	N200060	263.68

MISCELLANEOUS

SHOWER ARMS
Heavy Chrome Plated Brass
with Flange

DESCRIPTION	PART #	PRICE
½ IPS x 6 Threaded 45 Degree	156SA6	22.95
Same as 156 SA6 w/ set screw flange	156SA6F	32.42
½ IPS x 8 Threaded 45 Degree	156SA8	42.96
Same as 156 SA8 w/ set screw flange	156SA8F	45.02

CLOSET SPUDS WITH BRASS LOCK NUTS

DESCRIPTION	PART #	PRICE
1" x 3/4"	301134	13.05
1 1/2" x 1 1/2"	3011414	14.33
1 1/2" x 1 1/2"	3011212	18.53
2" x 1 1/2"	301212	24.32

COVERING TUBE

DESCRIPTION	PART #	PRICE
2" x 6"	164	41.84

CAST BRASS WASTE VENT CONNECTIONS

(Desanko Type)

Female Sweat With compression ring and slip nut or body alone.

DESCRIPTION	PART #	PRICE
1 1/4 x 1 1/2 Chrome Plated Brass Nut	FS42PC	21.35
1 1/4 x 1 1/2 Chrome Plated Zinc Nut	FS42PZ	15.04
1 1/4 x 1 1/2 Rough Brass Nut	FS42RB	14.40
1 1/2 x 1 1/2 Chrome Plated Brass Nut	FS22PC	21.36
1 1/2 x 1 1/2 Chrome Plated Zinc Nut	FS22PZ	15.79
1 1/2 x 1 1/2 Rough Brass Nut	FS22RB	14.72

FEMALE IPS THREAD

DESCRIPTION	PART #	PRICE
1 1/4 x 1 1/4 Less Nut	FT44B	9.55
1 1/4 x 1 1/4 Chrome Plated Brass Nut	FT44PC	21.89
1 1/4 x 1 1/4 Chrome Plated Zinc Nut	FT44PZ	12.91
1 1/4 x 1 1/4 Rough Brass Nut	FT44RB	14.11
1 1/4 x 1 1/2 Less Nut	FT42B	11.08
1 1/4 x 1 1/2 Chrome Plated Brass Nut	FT42PC	23.55
1 1/4 x 1 1/2 Chrome Plated Zinc Nut	FT42PZ	13.42
1 1/4 x 1 1/2 Rough Brass Nut	FT42RB	14.67
1 1/2 x 1 1/2 Less Nut	FT22B	13.23
1 1/2 x 1 1/2 Chrome Plated Brass Nut	FT22PC	27.46
1 1/2 x 1 1/2 Chrome Plated Zinc Nut	FT22PZ	13.92
1 1/2 x 1 1/2 Rough Brass Nut	FT22RB	15.27

MALE IPS THREAD

DESCRIPTION	PART #	PRICE
1 1/4 x 1 1/4 Less Nut	MT44B	15.00
1 1/4 x 1 1/4 Chrome Plated Brass Nut	MT44PC	21.77
1 1/4 x 1 1/4 Chrome Plated Zinc Nut	MT44PZ	15.79
1 1/4 x 1 1/4 Rough Brass Nut	MT44RB	17.26
1 1/4 x 1 1/2 Chrome Plated Brass Nut	MT42PC	22.29
1 1/4 x 1 1/2 Chrome Plated Zinc Nut	MT42PZ	17.60
1 1/4 x 1 1/2 Rough Brass Nut	MT42RB	18.04
1 1/2 x 1 1/2 Less Nut	MT22B	16.12
1 1/2 x 1 1/2 Chrome Plated Brass Nut	MT22PC	23.73
1 1/2 x 1 1/2 Chrome Plated Zinc Nut	MT22PZ	17.69
1 1/2 x 1 1/2 Rough Brass Nut	MT22RB	18.12

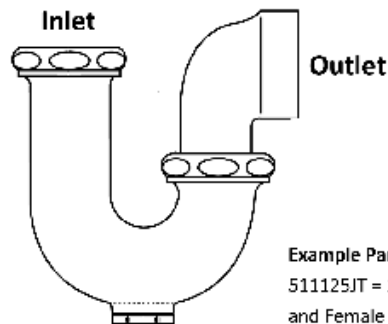
MARINE PLUMBING

MARINE PLUMBING EQUIPMENT

All marine traps have a standard 2" water seal (4" available). Inlet and outlet connections can be grooved for preformed silbrazed rings. Special order traps can be made to meet your specifications. Call our marine specialist with your requirements and for price and availability on all marine plumbing products.

Step 1 Choose an Inlet and Outlet style from the options below:

T - Female	S - Silbrazed
J - Slip Joint	Z - Silbrazed Union
U - Union	G - Grooved

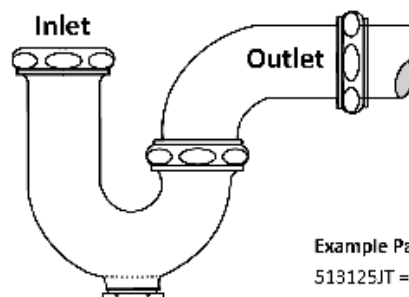


Step 2 Add the letters to the end of your base part number as shown in the example below.

Example Part Number:
511125JT = 1 1/4" x 1 1/4" with Slip Joint Inlet and Female Outlet

Step 1 Choose an Inlet and Outlet style from the options below:

T - Female	S - Silbrazed
J - Slip Joint	Z - Silbrazed Union
U - Union	G - Grooved



Step 2 Add the letters to the end of your base part number as shown in the example below.

Example Part Number:
513125JT = 1 1/4" x 1 1/4" with Slip Joint Inlet and Female Outlet

COMPONENT ITEMS (BULK PACKAGED)

WROUGHT BRASS SHALLOW FLANGES (Chrome Plated)



DESCRIPTION	PART #	CARTON QUANTITY	PRICE
3/8" IPS	WE038	100	11.03
1/2" IPS	WE050	100	11.03
1 1/2" OD	WE1500	100	12.84

WROUGHT BRASS DEEP BELL FLANGES (Chrome Plated)



DESCRIPTION	PART #	CARTON QUANTITY	PRICE
3/8" IPS	WE038D	100	13.91
1/2" IPS	WE050D	100	13.91
5/8" OD (1/2 Copper)	WE058D	100	13.91
1 1/16" OD	WE069D	100	13.91
1 1/4" OD	WE125D	100	14.40
1 1/2" OD	WE150D	100	14.40

WROUGHT BRASS BOX FLANGE (Chrome Plated)



DESCRIPTION	PART #	CARTON QUANTITY	PRICE
1 1/4" OD	WE125BS	100	34.77
1 1/2" OD	WE150BS	100	35.78

WROUGHT STEEL SHALLOW FLANGES (Chrome Plated)



DESCRIPTION	PART #	CARTON QUANTITY	PRICE
3/8" IPS	SE038	100	1.47
1/2" IPS	SE050	100	1.47
5/8" OD (1/2 Copper)	SE058	100	1.47
1 1/4" OD	SE125	100	1.78
1 1/2" OD	SE150	100	1.78

WROUGHT STEEL BOX FLANGES (Satin Chrome Plated)



DESCRIPTION	PART #	CARTON QUANTITY	PRICE
1 1/4" OD	SE125BS	100	9.58
1 1/2" OD	SE150BS	100	9.58
2" OD	SE200BS	100	16.07

WROUGHT STEEL DEEP BELL FLANGES (Chrome Plated)



DESCRIPTION	PART #	CARTON QUANTITY	PRICE
3/8" IPS	SE038D	100	4.08
1/2" IPS	SE050D	100	4.08
5/8" OD (1/2 Copper)	SE058D	100	4.08
1 1/16" OD	SE069D	100	4.08
1 1/4" OD	SE125D	100	4.26
1 1/2" OD	SE150D	100	4.26
1 23/32" OD	SE172D	100	9.63

WALL BENDS 17GA - SEAMLESS (Seamless Tubular Brass Chrome Plated)

Custom sizes available upon request.



DESCRIPTION	PART #	CARTON QUANTITY	PRICE
1 1/4 x 7 1/2	WB12507517S	25	25.13
1 1/4 x 8 1/2	WB12508517S	25	28.12
1 1/4 x 12	WB12512017S	25	44.62
1 1/4 x 15	WB12515017S	25	52.88
1 1/2 x 7 1/2	WB15007517S	25	29.98
1 1/2 x 9	WB15009017S	25	38.24
1 1/2 x 12	WB15012017S	25	59.97
1 1/2 x 15	WB15015017S	25	68.13
2 x 10	WB20010017	25	102.84

EXTRA LONG 1 1/2 WALL BENDS - 17GA IN-STOCK IN CT AND AZ LOCATIONS

DESCRIPTION	PART #	CARTON QUANTITY	PRICE
1 1/2 x 18	WB15018017S	25	72.81
1 1/2 x 24	WB15024017S	25	81.19
1 1/2 x 30	WB15030017S	25	86.95
1 1/2 x 36	WB15036017S	25	96.10



THREADED ONE END TAILPIECES
17GA SEAMLESS BRASS
 (Chrome Plated)

DESCRIPTION	PART #	CARTON QUANTITY	PRICE
1/4 x 6	TL12506017	50	19.42
1/4 x 8	TL12508017	25	34.87
1/4 x 10	TL12510017	25	37.73
1/4 x 12	TL12512017	25	42.11
1/4 x 1 1/2 x 6	TL12515006017	25	34.39
1/4 x 18	TL12518017	25	58.34
1/4 x 24	TL12524017	25	76.45
1/2 x 4	TL15004017	25	16.83
1/2 x 6	TL15006017	25	22.57
1/2 x 10 1/2 90 Degree	TL1259017	25	51.57

SINK TAILPIECES SEAMLESS BRASS
 (Chrome Plated)



DESCRIPTION	PART #	CARTON QUANTITY	PRICE
17GA BRASS			
1/2 x 4	*ST15004017	25	18.32
1/2 x 6	*ST15006017	25	20.82
1/2 x 8	*ST15008017	25	26.49
1/2 x 12	*ST15012017	25	32.04
2 x 6	*2646	25	43.43
2 x 12	*26412	25	77.79
20GA BRASS			
1/2 x 4	*ST15004020	25	12.27

*Add suffix BN for brass nut and washer.
 Add \$3.05 (1 1/2") \$6.23 (2")



LOCK SHIELD CAPS

DESCRIPTION	PART #	CARTON QUANTITY	PRICE
Standard Line Stop	C1	100	5.07
Heavy Duty Stop	HC1	100	5.07

CROSS HANDLE

Cast brass fits all McGuire multi-turn stops.



DESCRIPTION	PART #	CARTON QUANTITY	PRICE
Cross Handle	X1	100	13.09

LOOSE KEY FOR MCGUIRE STOPS AND SUPPLIES

DESCRIPTION	PART #	CARTON QUANTITY	PRICE
Loose Key for McGuire stops	K1	50	4.84

CAST BRASS SLIP JOINT NUTS WITH WASHERS

DESCRIPTION	CHROME PART #	PRICE	ROUGH BR PART #	PRICE	CARTON QUANTITY
1/4 x 1/4	311125125W	4.67	311125125RW	4.39	200
1/2 x 1/4	311150125W	5.89	311150125RW	5.30	200
1/2 x 1/2	311150150W	5.89	311150150RW	5.56	200
2 x 1/2	311200150W	12.78	311200150RW	12.27	100
2 x 2	311200200DW	12.04	311200200RW	12.27	100


STAINLESS STEEL BRAIDED RISERS



Custom sizes available upon request.

DESCRIPTION	PART #	CARTON QUANTITY	PRICE
LAVATORY			
3/8" COMP x 1/2" IPS x 9	SSLAV09050038	100	9.01
3/8" COMP x 1/2" IPS x 12	SSLAV12050038	100	10.86
3/8" COMP x 1/2" IPS x 16	SSLAV16050038	100	12.37
3/8" COMP x 1/2" IPS x 20	SSLAV20050038	100	13.91
3/8" COMP x 1/2" IPS x 30	SSLAV30050038	40	18.14
3/8" COMP x 1/2" IPS x 36	SSLAV36050038	40	20.60
1/2" COMP x 1/2" IPS x 12	SSLAV12050050	100	12.02
1/2" COMP x 1/2" IPS x 20	SSLAV20050050	100	14.71
CLOSET - 7/8" ballcock			
3/8" COMP x 9	SSCLO09050038	100	9.01
3/8" COMP x 12	SSCLO12050038	100	10.86
1/2" COMP x 12	SSCLO12050050	100	12.37
3/8" COMP x 20	SSCLO20050038	100	14.84

COPPER FLEXIBLE RISER TUBES



Custom sizes available upon request.

DESCRIPTION	PART #	CARTON QUANTITY	PRICE
LAVATORY			
3/8" OD x 12	M65	100	9.29
3/8" OD x 15	M61	100	12.57
3/8" OD x 20	M66	100	16.78
3/8" OD x 36	M62	100	30.17
1/2" OD x 12	M67	100	13.24
1/2" OD x 20	M68	100	22.21
CLOSET			
3/8" OD x 12	M69	100	11.94
3/8" OD x 20	M70	100	15.76
1/2" OD x 12	M71	100	15.76
1/2" OD x 20	M72	100	25.18
COMPRESSION			
3/8" OD x 12	M65C	100	19.53
3/8" OD x 20	M66C	100	32.58
SWEAT			
3/8" OD x 12	M75	100	14.99

TERMS & CONDITIONS

TERMS: All sales are subject to credit approval. Terms are 2% ten days – Net 30.

RETURNED GOODS: Requests for returning purchased items are subject to McGuire Manufacturing Co., Inc. approval.

A Returned Goods Authorization (RGA) must be obtained from the factory prior to any return. Returned merchandise must be in their original cartons, listed in our current List Price Sheet and in clean resalable condition.

Restocking charge:

- Material other than SaniGuard, ProWrap and Marine Trap products, that was shipped within 12 months before McGuire's receipt of return request is subject to a 25% restocking charge.
- McGuire will reduce the restocking charge for such material up to 15% if the customer places an offsetting order of value equal to or exceeding the value of the return. The offsetting order must be placed at the time the RGA is requested.
- SaniGuard, ProWrap and Marine Trap products shipped with 12 months before McGuire's receipt of return request is subject to a 50% restocking charge. McGuire will reduce the restocking charge on these products to 35% if the customer places an offsetting order of value equal to or exceeding the value of the return. The offsetting order must be placed at the time the RGA is requested.
- Material that was shipped more than one year before the return request is not returnable. Shipping dates are determined according to packaging date, or if none, the date stamped on the product, or, if none, the invoice date.

MINIMUM RETURN POLICY: Return requests less than \$200.00 net will be charged \$50.00 processing fee in lieu of any restocking charge.

NON-RETURNABLE PRODUCT POLICY: Specific McGuire products may require written preapproval from McGuire at the time of purchase, including items with special finishes and various non-catalog items.

INVOICE: We reserve the right to invoice all merchandise at prices in effect at time of shipment.

no minimum order: Orders less than \$400.00 list will be invoiced at list price less 35%.

FREIGHT: We will pay the freight on shipments within the continental United States when the order (pre-tax) totals more than \$3,250.00 net. We select the method of shipment and carrier when we pay the freight.

LIMITED WARRANTY

McGuire Manufacturing Co., Inc warrants its product to be free from defects in material and workmanship for the period indicated below by product type measured from the date of purchase:

ITEM	WARRANTY PERIOD
Brass products "Classic" McGuire	3 years
Prowrap	3 years
Eco P-Traps, Strainers and Supply Kits	1 year
Stainless Steel products	1 year
Lite Commercial MCT P-Traps	1 year

McGuire's sole responsibility will be to replace, at no additional charge, any product which proves to be defective within the applicable warranty period (Warranty Product or replacement thereof.) The customer shall be responsible for the following costs, incurred in connection with the above Limited Warranty: (i) shipping costs for product outside the continental United States, and (ii) taxes and import duties, if levied.

The above Limited Warranty shall not apply if the product has been damaged due to abuse, misuse, improper installation, accident, or other cause not within McGuire's control. This limited warranty is conditioned on the product being properly installed, used and serviced.

THE ABOVE LIMITED WARRANTY IS THE SOLE AND EXCLUSIVE WARRANTY. ALL OTHER WARRANTIES ARE DISCLAIMED, WHETHER EXPRESSED OR IMPLIED, INCLUDING BUT NOT LIMITED TO, ANY IMPLIED WARRANTIES OF MERCHANTABILITY OR FITNESS FOR A PARTICULAR PURPOSE. IN NO EVENT SHALL MCGUIRE BE RESPONSIBLE OR LIABLE FOR ANY SPECIAL, INDIRECT, INCIDENTAL, OR CONSEQUENTIAL DAMAGES OR LOSSES INCLUDING LOST PROFITS OR REVENUES ARISING FROM THE USE OF THIS PRODUCT.

McGuire may, at its option, alter the contents of this LIMITED WARRANTY at anytime. These changes will affect products manufactured after the effective date of this policy.

Please be advised that the published terms and conditions above are accurate from the date of publish and are subject to change. Refer to McGuire's most current terms and conditions online at mcguiremfg.com.

JANUARY 1, 2025

McGuire has two shipping hubs for fast shipping. Locations in Connecticut and Nevada.



We're In Your Town!



McGuire Manufacturing Co., Inc.
60 Grandview Court
Cheshire, Connecticut 06410
203-699-1801 • Fax: 203-699-1813
mcguiremfg.com